








Hospital Entrances

-  3 Breast Care Center Diagnostic Suite
-  **EMERGENCY**
-  10 Infusion Center
-  2 Main Entrance
-  2 Outpatient Registration
-  16 Radiation Oncology
-  4 3655 Medical Offices

Campus Services

-  7 Breast Care Center Screening Suite
-  1 Bridges Integrative Health and Wellness
-  7 Children's Urgent Care, After Hours
-  20 Collier Hospice Center
-  8 Diagnostic Imaging Center
-  18 Foothills Medical Center
-  7 The Surgery Center at Lutheran
-  6 West Pines Behavioral Health
-  10 3550 Medical Offices
 - Comprehensive Cancer Center / Suite 100-B
 - Lutheran Hematology & Oncology / Suite 100-A
-  9 3555 Medical Offices

MAP KEY

-  = Building Entry
-  = Associate Parking
-  = Visitor Parking
-  = Medical Building

